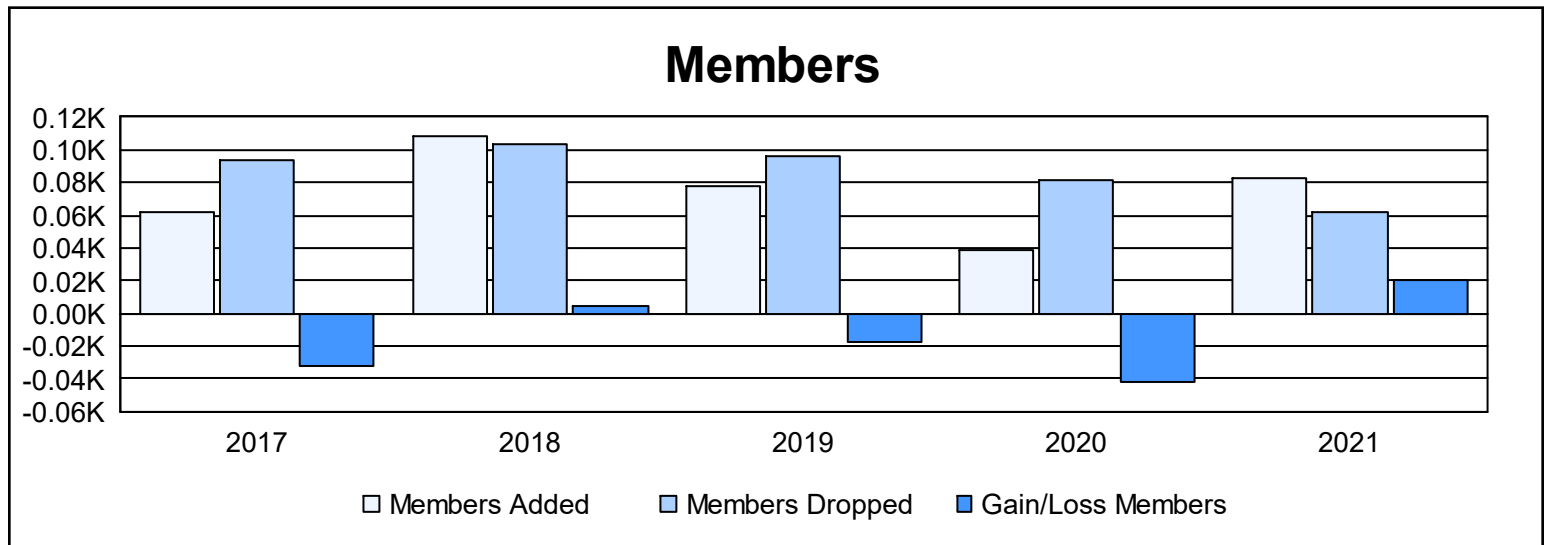

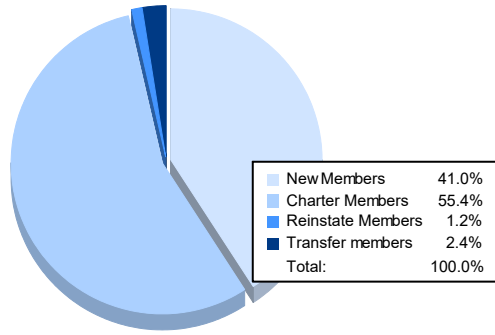


Year	New Clubs	Dropped Clubs	Gain/ Loss Clubs	New Members	Charter Members	Reinstate Members	Transfer Members	Total Member Added	Total Members Dropped	Gain/ Loss Members
2016-2017	0	0	0	56	2	1	3	62	94	-32
2017-2018	0	0	0	98	4	1	5	108	104	4
2018-2019	0	0	0	70	0	4	4	78	96	-18
2019-2020	0	0	0	34	0	1	4	39	81	-42
2020-2021	1	0	1	34	46	1	2	83	62	21
Average	0	0	0	58	10	2	4	74	87	-13



Membership Composition June 2021 Cumulative



Gender Composition June 2021 Cumulative

